



Please find below detailed instructions for joining the **Scottish Recovery Network SRI 2 Launch Event**

To view the Eventcasts you will need access to a broadband connection and have Flash Player installed. If you have any problems playing or accessing the Eventcasts please contact our helpline on **07774 143433**

## Viewing the Eventcasts


Please copy and paste into your browser the following URL

<http://www.video3uk.com/scottishrecovery>

1. You will be taken to the following login page


---

LOGIN	<b>SIGN UP</b>	RETRIEVE PASSWORD
-------	----------------	-------------------

 Simply enter your email address and password below and then press the login button. If you have not previously registered, click on the "SIGN UP" button above. If you have signed up before but cannot remember your password click on the "RETRIEVE PASSWORD" button above.

Email Address:

Password:

**LOGIN** 

2. Click on the black tab marked “Sign Up”. You will then be asked to complete the following page:

LOGIN SIGN UP RETRIEVE PASSWORD

**Step1.**  
Simply enter you details below and click on the "Sign Up" button below.

First name: John ✓

Surname: Smith ✓

Job Title:

Department:

Organisation:

Email Address: Johnsmith@btinternet.com ✓

Password: ..... ✓

Confirm Password: ..... ✓

SIGN UP ▶

3. Please complete all the fields and then click the orange button “Sign Up”  
The following screen will ask you to now collect the confirmation email and click on the link contained within it, this will activate your account.

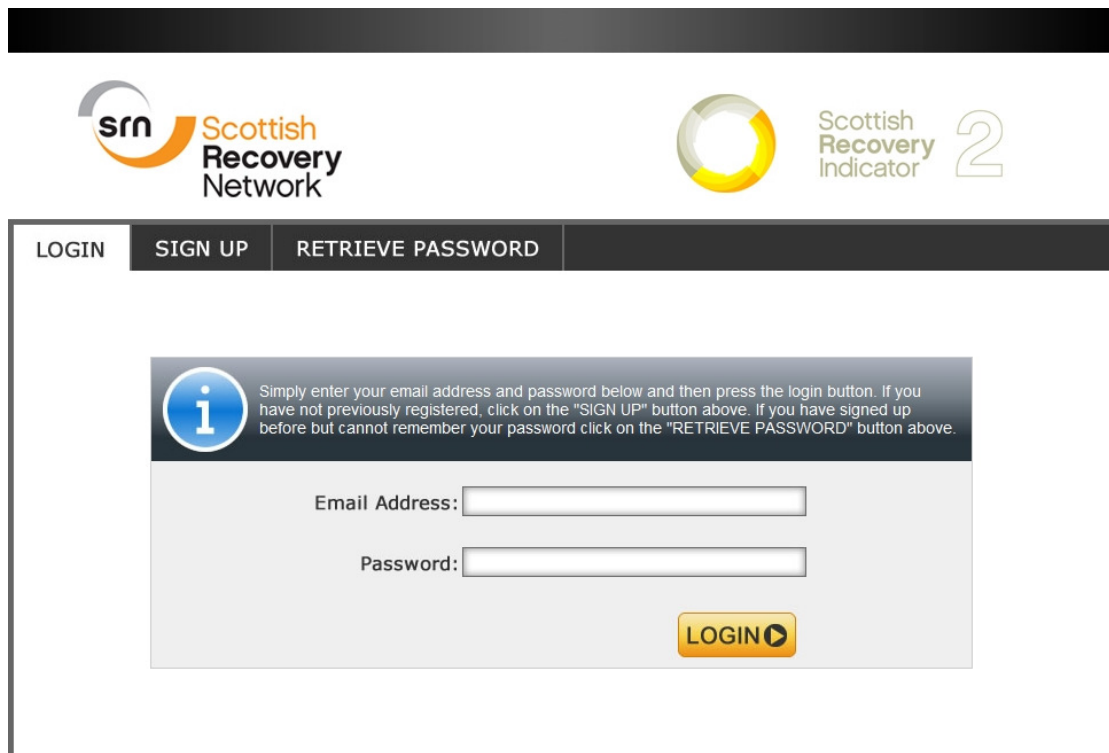
srn Scottish Recovery Network

Scottish Recovery Indicator 2

LOGIN SIGN UP RETRIEVE PASSWORD

Thanks you for signing up. An email has been sent to you which contains a link to activate your account. Check your email for this, it should take no more than a couple of minutes to arrive. Once you have the email simply click on the link, and then login.

4. Please now click on the “Login” tab and complete the username and password fields with the details you have supplied us with.



srn Scottish Recovery Network

Scottish Recovery Indicator 2

LOGIN SIGN UP RETRIEVE PASSWORD

**i** Simply enter your email address and password below and then press the login button. If you have not previously registered, click on the "SIGN UP" button above. If you have signed up before but cannot remember your password click on the "RETRIEVE PASSWORD" button above.

Email Address:

Password:

LOGIN

5. Click on the “EventCasts” tab



srn Scottish Recovery Network

Scottish Recovery Indicator 2

Logged in as: Joe Dorfman

HOME **EVENTCASTS** VROOMS

**Launch of the Scottish Recovery Network's Scottish Recovery Indicator 2**

*31st October 2011*

*Dynamic Earth, Edinburgh*

**Meeting Room 1**


There are currently no bookings for this room.

**Meeting Room 2**

There are currently no bookings for this room.

You will now see, as below, any previous Events in the library. You can view these by simply clicking on the event name and then choose any Eventcast. On the day of a live event, the name of the upcoming Eventcast(s) will appear here.

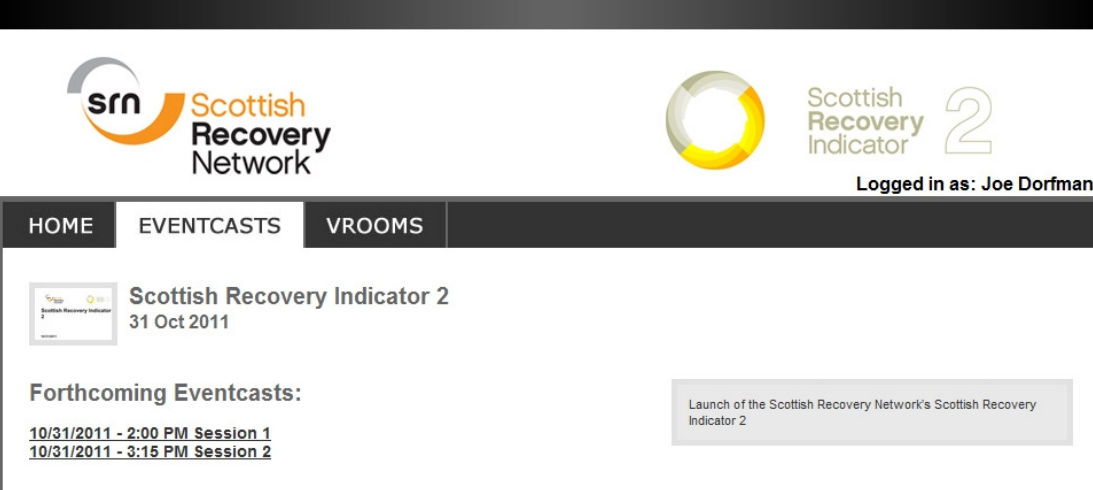
---



The screenshot shows the top of the Scottish Recovery Network website. The header includes the 'srn Scottish Recovery Network' logo on the left and the 'Scottish Recovery Indicator 2' logo on the right. Below the logos, it says 'Logged in as: Joe Dorfman'. A navigation bar contains 'HOME', 'EVENTCASTS', and 'VROOMS'. The main content area displays two event listings. The first listing is for 'Scottish Recovery Indicator 2' with a date of '31 Oct 2011'. The title 'Scottish Recovery Indicator 2' is highlighted with a red rectangular box. The second listing is for 'An Introduction to EventCasting' with a date of '04 Aug 2009' and a thumbnail image of a presentation slide.

On the day of the event login as described previously and then click on the EventCast as illustrated below. The following page will appear.

---



The screenshot shows the event page for 'Scottish Recovery Indicator 2' on the Scottish Recovery Network website. The header is identical to the previous screenshot. The navigation bar shows 'HOME', 'EVENTCASTS', and 'VROOMS'. The main content area features a header for the event: 'Scottish Recovery Indicator 2' and '31 Oct 2011'. Below this, there is a section titled 'Forthcoming Eventcasts:' which lists two sessions: '10/31/2011 - 2:00 PM Session 1' and '10/31/2011 - 3:15 PM Session 2'. To the right of this list is a grey button with the text 'Launch of the Scottish Recovery Network's Scottish Recovery Indicator 2'.

Click on the session you wish to view and the following screen will appear.



**Please note that the video stream will commence approximately 15 minutes before the start of the presentations.**

If you wish to ask a question or comment please use the interactive text box as shown below. Remember to type your question / comment in the Question Box and then click on **Send Message**



If you have any problems playing or accessing the Eventcasts please contact our helpline on **07774 143433**.

**Regards**

**The Video 3 Team**